



# **Kearny Municipal Utilities Authority Hudson County, New Jersey**

2018 Sanitary Sewer User Charge Study

March 2018

Mott MacDonald  
111 Wood Avenue South  
Iselin NJ 08830-4112  
United States of America


T +1 (800) 832 3272  
F +1 (973) 376 1072  
mottmac.com

Kearny Municipal Utilities  
Authority  
39 Central Avenue  
Kearny, NJ 07032

# **Kearny Municipal Utilities Authority Hudson County, New Jersey**

## **2018 Sanitary Sewer User Charge Study**

March 2018



---

John J. Scheri, P.E.  
N.J. Professional Engineer No. 38586

# Issue and revision record

Revision	Date	Originator	Checker	Approver	Description
A	3/2/2018	K. Gourley	C. Aralp	J. Scheri	Initial Draft
B	3/21/2018	K. Gourley	C. Aralp	J. Scheri	Final Report

Document reference: 391576 | 1 | B |

# Contents

1	Introduction	1
2	User Classifications	2
3	KMUA Revenue Requirements	4
4	Revenue Sources	5
5	2018 User Charge	6
6	Connection Fee	7

# 1 Introduction

The Kearny Municipal Utilities Authority (KMUA) provides sewer service to a portion of the Town of Kearny known as South Kearny and the Kearny Meadowlands. Wastewater collected by the KMUA from these areas flows to the Kearny Point Pumping Station (formerly the South Kearny Treatment Facility), which is located at the southern tip of the Kearny Point Peninsula. The wastewater receives preliminary treatment at the pumping station and is then pumped to the Passaic Valley Sewerage Commission (PVSC) Treatment Facility in Newark to provide for secondary treatment and ultimate discharge to Upper New York Bay.

The South Kearny service area comprises of the original sewer system that dates back to the early 1900's. These sewers originally received both sanitary and storm flows. Until 1998, this was the only tributary service area of the KMUA. In 1998, a new gravity sewer, sewage pump station and force main were constructed by the KMUA to provide sewer service to the Kearny Meadowlands. The collection system constructed in this district is a separate sanitary sewer system.

Currently, the KMUA facilities comprise of approximately 10 miles of sewers as well as the sewage facilities constructed in 1998 for the Meadowlands User District and the Kearny Point Pumping Station. KMUA has financial responsibility for the maintenance and operation of these facilities. A user charge system is required in order to provide the funds needed for Authority operations, maintenance and repayment of debt associated with these facilities. The charge system is intended to recover the costs required to provide sewer service to the users that are within the KMUA service area. Accordingly, the KMUA has authorized Mott MacDonald to prepare this study to review the cost of system operation and current revenues for the purpose of establishing a sewer use charge system which equitably recoups the cost of the KMUA services to its users.

## 2 User Classifications

Currently, there are 60 active KMUA customers. It is recognized, however, that there are several users within the KMUA system whose nature of operation is either such that there is much greater water consumption than actual sewer discharge or vice-versa. Accordingly, although most users will be billed based on municipal water meters, some users will require special water or sewage metering. The KMUA customers are segregated into three classes as follows:

- |           |   |
|-----------|---|
| Class I   | All customers with billing based on municipal water utility meters. |
| Class II  | Customers with billing based on private water meters.               |
| Class III | Customers with billing based on wastewater meters.                  |

For 2018, 49 customers will be Class I customers and will have their sewer bills based upon the previous year's water consumption. In cases where Suez Water used an estimated consumption values in the past year, the customer's historical data will be reviewed and compared to the estimated usage. If the estimated usage is within the reasonable range of the customer's consumption then the data will be accepted as is, otherwise an average of the past four years of actual historical data will be used in lieu of the estimated values provided by Suez Water. In cases where the Suez Water used an estimated consumption values in the past two or more years and the estimates have been comparable, the estimated values provided by Suez Water will be used for the purposes of this study.

In cases where a significant amount of water consumed by a customer is not returned to the sewer system as wastewater, a Class II customer would be allowed to install additional private water meters. These meters would be placed to allow measurement of those water uses which generate wastewater. The anticipated Class II customers will include the following:

1. River Terminal - Jacobus Avenue Property (JAP)
2. River Terminal - Central Avenue Property (CAP)
3. Hugo Neu
4. Kuehne Chemical Company

Class II customer status is subject to review and approval of KMUA with the requirement that KMUA representatives are authorized to monitor and inspect all meters utilized for the measurement of water for billing purposes.

Customers that have flow meters measuring actual wastewater flow are classified as Class III customers. Other than the New Jersey Sports and Exposition Authority (NJSEA) (formerly NJ Meadowlands Commission) and U.S. Postal Services which provide their own flow data, most of Class III customer flow information is monitored by PVSC. This data includes volume, BOD and TSS values which are also used to perform surcharge calculations shown on Table 3.

The Class III customers for 2018 are:

1. NJ Transit Meadows Maintenance Complex
2. Talbot Hall (Community Education Corporation)
3. Spectraserv
4. OJ Food Grade Tank Truck Wash, Inc.

5. Hudson County Correctional Facility (Hudson County Jail)
6. NJSEA
7. U.S. Postal Service
8. Hartz Mountain Landfill

\* NJSEA not assessed PVSC fees based upon April 2004 Agreement between EnCAP and PVSC

Under the user charge system, a consistent charge per unit volume of water/wastewater will be applied to the water consumption (Class I and II) or wastewater generation (Class III) of each customer. Since the municipal water utility meters flow in “Hundred Cubic Feet” units of volume, it is recommended that this measurement unit also be continued by the KMUA for wastewater charges.

### 3 KMUA Revenue Requirements

The costs of operating the KMUA fall into many categories which are summarized in the annual KMUA budget. Table 1 of this report shows the annual KMUA budgets for the years 2012 - 2018. This provides the breakdown of revenues, expenses, and debt service for this time period. The corresponding Charts 1 to 5 also predict the KMUA budget and revenue requirements through 2020.

**Table 1**

Table 1 shows that the annual revenue requirement has risen by approximately 28.18% since 2012. In 2012 the budget was approximately \$3.883 million while in 2018 the budget is approximately \$4.976 million. Charts 1 to 5 indicate average percent increases of significant items based upon extending trends from 2012 - 2018 into the year 2020 and also by reviewing debt service (which can be quite variable depending upon how repayment of the KMUA debt is structured and also will need to be adjusted if additional debt is incurred during this period). The total debt service this year is \$1,874,298.00. This includes bond and note interest.

Another significant cost component of the KMUA is the amount paid to the PVSC for wastewater treatment. The 2018 KMUA revenue requirement for PVSC charges is based upon the five-year rolling average from the calculated PVSC bill to the Town of Kearny and is \$1,099,000.00 This cost is variable as it depends on metered wastewater flows that include infiltration and inflow components of sewage flows which will rise and fall depending on rainfall amounts. It also depends upon the quantity of Biochemical Oxygen Demand (BOD) and Total Suspended Solids (TSS) contained in the wastewater. It is also noted that the amounts above are KMUA’s share of the total PVSC bill to the Town of Kearny. For 2018, the unit costs that PVSC charges for flow and TSS have increased.

Year	Vol (per million gallons)	BOD (per 1,000 #)	TSS (per 1,000#)
2018	\$493.0191	\$419.8277	\$458.0899
2017	\$484.7384	\$434.3448	\$450.9424
2016	\$460.0408	\$444.4521	\$445.4690
2015	\$445.7042	\$436.4175	\$448.0926
2014	\$442.5107	\$415.8246	\$429.2818
2013	\$433.5509	\$403.7363	\$417.9495

The PVSC unit cost for flow has increased by 1.71% from last year’s unit charge. Historically, the cost has increased from 2013 to 2018 by 13.72%. BOD increased from 2013 to 2016 by 10.08% but decreased by 5.54% from 2016 to 2018. This year’s BOD charge has decreased by 3.34% from last year’s unit charge. TSS has constantly increased from 2013 to 2018 by 9.60%.

**Table 1A**

Table 1A isolates the 2018 Summary of Budget Data for the purpose of establishing the 2018 KMUA revenue requirement through user charges. The 2018 total KMUA revenue requirement is approximately \$4.977 million dollars. The KMUA has also earned interest on investments and deposits in the amount of \$2,000.00 and represents revenue that can be applied towards the total KMUA revenue earned in 2018 to approximately \$4.328 million dollars.



## 4 Revenue Sources

The KMUA continues to have three primary sources of revenue under the current sewer rate structure as follows:

1. Base Sewer Rate per Hundred Cubic Feet (HCF) of water consumption (Class I) & (Class II) or Hundred Cubic Feet (HCF) of wastewater discharged (Class III).
2. Surcharges on Biochemical Oxygen Demand (BOD) and Total Suspended Solids (TSS).
3. Connection Fees charged to new customers of the KMUA.

### Table 3

Table 3 has been prepared to establish the surcharges on BOD and TSS. This table presents the flow rates and BOD and suspended solids load which are monitored by PVSC and billed to the Town of Kearny. PVSC also monitors six industries within the KMUA district. PVSC provides KMUA with the monitoring results for these industries including flow, BOD (per 1,000 lbs.) and suspended solids (per 1,000 lbs.). It is noted that typical wastewater contains both BOD and suspended solids and the Town of Kearny wastewater taken in total has concentrations of 159.814 milligrams per liter of BOD and 140.71 milligrams per liter of suspended solids. It should be recognized that these are average concentrations with some customers contributing higher and others lower than these concentrations. We have computed the BOD and suspended solids concentration for each monitored industry for the purpose of determining which industries contribute higher than the average concentration and to the extent that this is the case, determining the excess BOD and suspended solids. Where the BOD or suspended solids are less than the Town of Kearny average for these industries, no surcharge is assessed. Based upon this analysis, the KMUA can anticipate \$28,316.65 in BOD and suspended solids surcharge revenue which will defray a portion of the total PVSC bill of \$1,099,000.00. Accordingly, the remaining PVSC charge of \$1,070,683.35 will need to be funded through the flow based sewer rate along with the other operations, maintenance and debt service requirements listed in Table 1A.

## 5 2018 User Charge

To arrive at the base sewer rate per 100 cubic feet, we have totalized the flow records of all users and arrived at a total annual water consumption (Class I and II) or wastewater generation (Class III) amount of 543,268 hundred cubic feet. This is shown in Table 2.

In 2004, an agreement was made between the New Jersey Meadowlands Commission (EnCAP) and PVSC. The agreement provided that the NJMC was not to be assessed PVSC user charges from that point forward. The New Jersey Sports and Exposition Authority (NJSEA) is the successor to NJMC. To comply with this agreement, the user rate was calculated by segregating the total KMUA revenue requirement from all service charges of \$4,976,967.70 into two components. These include the KMUA local revenue requirement of \$3,877,967.70 and the PVSC charges of \$1,099,000.00. The first component applies to all KMUA users including the NJSEA. The PVSC charges are partially defrayed by the BOD/TSS surcharges of \$28,316.65. The remaining PVSC charge (\$1,070,683.35) is recovered from all KMUA users except the NJSEA through the base charge for flow.

The KMUA local revenue requirement of \$3,877,967.70 is then divided by the total volume of 543,268 HCF and results in the whole rate of \$7.14/HCF. The KMUA volume excluding the NJMC volume is 262,956 HCF. The PVSC charges of \$1,070,683.35 are then divided by the 262,956 HCF and results in the whole rate of \$4.08/HCF. Accordingly, the 2018 KMUA user charge is \$11.22/HCF to all KMUA customers with the exception of the NJSEA, where the applicable rate is \$7.14/HCF.

Table 2 provides for this calculation and for the 2018 charge for the individual KMUA users. Columns 1 - 5 provide a description of the customer. Column 6 identifies their flow in HCF. Column 7 provides their charge based upon \$7.14/HCF. Column 8 provides their PVSC charge based upon \$4.08/HCF. Where BOD or suspended solids surcharge has been identified for a monitored industry in Table 3, Column 9 identifies their surcharge. Column 10 is the summation of Columns 7 - 9 as applicable and is the total charge for those users.

The local component of the rate of \$7.14/HCF represents a 4.29% decrease from the rate of \$7.46 in 2017. The PVSC component of the rate of \$4.08/HCF represents a 9.68% increase from the rate of \$3.72 in 2017. The undefrayed PVSC charges are accordingly, distributed amongst the other customers. The overall rate of \$11.22/HCF represents an increase of 0.36% from the 2017 rate of \$11.18/HCF.

## 6 Connection Fee

The method of establishing the connection fee is established by regulation which generally provides that the connection fee be computed annually based upon taking the total past capital expenditures of the Authority including funds taken from annual general revenues to pay for capital improvements as well as debt service (principal and interest) paid by KMUA for improvements to the system and dividing this amount by the total number of EDU's within the system.

In 2018, there were two (2) new connections made to the system and one customer disconnected from the sewer system. Based upon the total EDU's within KMUA's system of 8,888 EDU's and the total debt service paid through December 31, 2017 of \$33,466,266.00, the connection fee for 2018 is \$3,765.39/EDU.

It is emphasized that only the cost that has already been paid by the existing customers is included in the computation in order to represent the investment that these customers have made in the system. The connection fee is intended to allow the new customer to connect to the system with an investment of a similar magnitude. It is recommended that the Authority annually update the connection fee each year. As the Authority pays principal and interest on bonds each year the connection fee will increase incrementally each year. The connection fees can be used as a revenue source which can either defray future operating costs or can accelerate the repayment of debt. In either case, it generally has a stabilizing effect on user fees.

**March, 2018**

**Kearny Municipal Utilities Authority  
Hudson County, New Jersey  
2018 User Charge Setting Report  
Table 1 - Summary of Budget Data**

TABLE 1-SUMMARY OF BUDGET DATA 2013-2018						
	2013 BUDGET <sup>†</sup>	2014 BUDGET <sup>†</sup>	2015 BUDGET <sup>†</sup>	2016 BUDGET <sup>†</sup>	2017 BUDGET <sup>†</sup>	2018 BUDGET <sup>†</sup>
	1	2	3	4	5	6
<b>REVENUES</b>						
<b>Operating Revenues</b>						
Service Charges	\$ 3,701,296.00	\$ 3,848,891.00	\$ 3,995,707.00	\$ 4,051,058.00	\$ 4,088,695.00	\$ 4,325,798.00
Connection Fees						
Parking Fees						
Other Operating Revenues						
<b>Non-Operating Revenues</b>						
Op Grants & Entitlements						
Local Subsidies & Donations						
Interest on investments & deposits	\$ 2,000.00	\$ 2,000.00	\$ 2,000.00	\$ 2,000.00	\$ 2,000.00	\$ 2,000.00
Other Non-Op Revenues						
<b>Total Revenues</b>	<b>\$ 3,703,296.00</b>	<b>\$ 3,850,891.00</b>	<b>\$ 3,997,707.00</b>	<b>\$ 4,053,058.00</b>	<b>\$ 4,090,695.00</b>	<b>\$ 4,327,798.00</b>
<b>APPROPRIATIONS</b>						
<b>Administration</b>						
Salaries and Wages	\$ 171,731.00	\$ 177,717.00	\$ 179,000.00	\$ 181,000.00	\$ 185,000.00	\$ 187,000.00
Employees Benefits (Fringe)	\$ 93,360.00	\$ 74,460.00	\$ 79,000.00	\$ 85,000.00	\$ 80,000.00	\$ 88,500.00
Other Legal/Admin Expenses	\$ 150,000.00	\$ 138,000.00	\$ 145,000.00	\$ 150,000.00	\$ 150,000.00	\$ 150,000.00
Total Administration	\$ 415,091.00	\$ 390,177.00	\$ 403,000.00	\$ 416,000.00	\$ 415,000.00	\$ 425,500.00
<b>Cost of Providing Services (COPS)</b>						
Total Non-PVSC COPS*	\$ 579,577.00	\$ 729,029.00	\$ 859,000.00	\$ 745,000.00	\$ 752,000.00	\$ 929,000.00
Passaic Valley SC	\$ 860,000.00	\$ 860,000.00	\$ 860,000.00	\$ 1,010,000.00	\$ 1,044,000.00	\$ 1,099,000.00
Total Operations	\$ 1,439,577.00	\$ 1,589,029.00	\$ 1,719,000.00	\$ 1,755,000.00	\$ 1,796,000.00	\$ 2,028,000.00
<b>Debt Service</b>						
Bond Principal Payments	\$ 1,336,379.00	\$ 1,398,016.00	\$ 1,442,833.00	\$ 1,492,035.00	\$ 1,535,702.00	\$ 1,579,076.00
Bond and Note Interest	\$ 512,249.00	\$ 473,669.00	\$ 432,874.00	\$ 390,023.00	\$ 343,993.00	\$ 295,222.00
Total Debt Service	\$ 1,848,628.00	\$ 1,871,685.00	\$ 1,875,707.00	\$ 1,882,058.00	\$ 1,879,695.00	\$ 1,874,298.00
<b>Total Appropriations</b>	<b>\$ 3,703,296.00</b>	<b>\$ 3,850,891.00</b>	<b>\$ 3,997,707.00</b>	<b>\$ 4,053,058.00</b>	<b>\$ 4,090,695.00</b>	<b>\$ 4,327,798.00</b>
<b>MISCELLANEOUS ADJUSTMENTS</b>						
Fund Balance Applied	\$ -	\$ -	\$ -	\$ -	\$ -	\$ -
Retained Earnings Appropriated	\$ -	\$ -	\$ -	\$ -	\$ -	\$ -
<b>Sub Total Appropriations</b>	<b>\$ 3,703,296.00</b>	<b>\$ 3,850,891.00</b>	<b>\$ 3,997,707.00</b>	<b>\$ 4,053,058.00</b>	<b>\$ 4,090,695.00</b>	<b>\$ 4,327,798.00</b>
<b>CONTINGENCY AMOUNT**</b>	<b>\$ 185,164.80</b>	<b>\$ 577,633.65</b>	<b>\$ 907,479.49</b>	<b>\$ 851,142.18</b>	<b>\$ 613,604.25</b>	<b>\$ 649,169.70</b>
<b>TOTAL REVENUE REQUIREMENT</b>	<b>\$ 3,888,460.80</b>	<b>\$ 4,428,524.65</b>	<b>\$ 4,905,186.49</b>	<b>\$ 4,904,200.18</b>	<b>\$ 4,704,299.25</b>	<b>\$ 4,976,967.70</b>

\* Includes Grit Removal, Equipment Repairs and Supplies, Fees and Permits, Consulting Fees, Laboratory, Education, Utilities, Property Lease, Trustee Fees.

\*\* 2018 Contingency is 15%

<sup>†</sup>In 2011, KMUA budget line items were revised to implement a new accounting system.

Prepared by Mott MacDonald, March 2018

**Kearny Municipal Utilities Authority  
Hudson County, New Jersey  
2018 User Charge Setting Report  
TABLE 1A-SUMMARY OF BUDGET DATA 2018**

DESCRIPTION	2018 BUDGET
<b>REVENUES</b>	
<b>Operating Revenues</b>	
Service Charges	\$ 4,325,798.00
Connection Fees	
Parking Fees	
Other Operating Revenues	
<b>Non-Operating Revenues</b>	
Op Grants & Entitlements	
Local Subsidies & Donations	
Interest on investments & deposits	\$ 2,000.00
Other Non-Op Revenues	\$ -
<b>Total Revenues</b>	<b>\$ 4,327,798.00</b>
<b>APPROPRIATIONS</b>	
<b>Administration</b>	
Salaries and Wages	\$ 187,000.00
Employees Benefits (Fringe)	\$ 88,500.00
Other Legal/Admin Expenses	\$ 150,000.00
<b>Total Administration</b>	<b>\$ 425,500.00</b>
<b>Cost of Providing Services (COPS)</b>	
Total Non-PVSC COPS*	\$ 929,000.00
Passaic Valley SC	\$ 1,099,000.00
<b>Total Operations</b>	<b>\$ 2,028,000.00</b>
<b>DEBT SERVICE</b>	
Bond Principal Payments	\$ 1,579,076.00
Bond and Note Interest	\$ 295,222.00
Total Debt Service	\$ 1,874,298.00
Adjustments and Fund Balance Adjustment	\$ -
<b>SUBTOTAL APPROPRIATIONS</b>	<b>\$ 4,327,798.00</b>
<b>CONTINGENCY AMOUNT</b>	<b>\$ 649,169.70</b>
<b>TOTAL KMUA REVENUE REQUIREMENT</b>	<b>\$ 4,976,967.70</b>
<b>Less PVSC Charges-BOD &amp; SS Surcharges (Table 3)</b>	<b>\$ 28,316.65</b>
<b>KMUA REVENUE REQ'D (WITH PVSC NON -SURCHARGES)</b>	<b>\$ 4,948,651.05</b>
<b>Less PVSC Charges-Non-Surcharges (Table 3)</b>	<b>\$ 1,070,683.35</b>
<b>KMUA REVENUE REQ'D (NO PVSC CHARGES)</b>	<b>\$ 3,877,967.70</b>
<b>Plus Total PVSC Charges (Table 3)</b>	<b>\$ 1,099,000.00</b>
<b>AMOUNT TO BE RECOVERED BY USER CHARGES</b>	<b>\$ 4,976,967.70</b>

\*Includes Grit Removal, Equipment repairs & supplies, Fees and Permits, Consulting Fees, Lab, Education, Utilities, Property Lease, Trustee Fees

Prepared by Mott MacDonald, March 2018

**Kearny Municipal Utilities Authority  
Hudson County, New Jersey**

**2018 User Charge Setting Report  
TABLE 2 - Customer Charges 2018**

BLOCK	LOT	ACCOUNT	CLASS	USER NAME	HCFY	Charge	PVSC	Surcharge	TOTAL	NOTES
205	26.01	TBP	1	MARTINO BROS CORP	21	\$ 149.94	\$ 85.68		\$ 235.62	See Note 4
284	48	1035-0	1	SUNSET CAHUENGA	10,146	\$ 72,442.44	\$ 41,395.68		\$ 113,838.12	
284	49	1036-0	1	CSX INTERMODEL INC. - 63498	2,290	\$ 16,350.60	\$ 9,343.20		\$ 25,693.80	
284	51	1010-0	1	KEARNY FIDELCO ASSOC.	414	\$ 2,955.96	\$ 1,689.12		\$ 4,645.08	
284	4	1050-0	1	WALMART	3,857	\$ 27,538.98	\$ 15,736.56		\$ 43,275.54	
284	3.01	1061-0	1	WAWA	1,320	\$ 9,424.80	\$ 5,385.60		\$ 14,810.40	
284	4.02	1062-0	1	VINELAND - MUY BRAND LLC	1,798	\$ 12,837.72	\$ 7,335.84		\$ 20,173.56	
284	4.021	TBP	1	VINELAND - STRIP MALL	79	\$ 564.06	\$ 322.32		\$ 886.38	See Note 4
284	4	TBP	1	HARTZ MOUNTAIN	2,839	\$ 20,270.44	\$ 11,583.11	\$ -	\$ 31,853.55	See Note 4
286	38	1047-0	1	G&S MOTOR EQUIP. CO.	1,149	\$ 8,203.86	\$ 4,687.92		\$ 12,891.78	
286	45.01	1044-0	1	ORANGWOOD MERIT	534	\$ 3,812.76	\$ 2,178.72		\$ 5,991.48	
286	40	1046-0	1	NATIONAL WATER MAIN CLEANING CO.	1,240	\$ 8,853.60	\$ 5,059.20		\$ 13,912.80	
286	45.03	1045-0	1	SAFER DEVELOPMENT	1,462	\$ 10,438.68	\$ 5,964.96		\$ 16,403.64	
288	5.01	1006-0	1	JAC JON ASSOCIATES	862	\$ 6,154.68	\$ 3,516.96		\$ 9,671.64	
288	4	1021-0	1	VECKRIDGE CHEMICAL CO.	234	\$ 1,670.76	\$ 954.72		\$ 2,625.48	
289	5	1011-0	1	LEEDS TERMINAL	1,031	\$ 7,361.34	\$ 4,206.48		\$ 11,567.82	
289	14.01, 17.02	1014-0	1	CLEAN EARTH NJ - S&W WASTE	2,895	\$ 20,670.30	\$ 11,811.60		\$ 32,481.90	
289	9.01	1005-0	1	J.G. RIES & SONS	91	\$ 649.74	\$ 371.28		\$ 1,021.02	
289	16	1012-0	1	MAC PRODUCTS	1,276	\$ 9,110.64	\$ 5,206.08		\$ 14,316.72	
290	4	1027-0	1	61 LINCOLN HWY CORP.	5,257	\$ 37,534.98	\$ 21,448.56		\$ 58,983.54	
290	1	1004-0	1	B&G INC. - EIGHTEEN WHEEL	159	\$ 1,135.26	\$ 648.72		\$ 1,783.98	
290	16	1025-0	1	DYNAMIC DELIVERY CORP.	2,576	\$ 18,395.02	\$ 10,511.44		\$ 28,906.46	
290	19	1038-0	1	58 J LLC	781	\$ 5,576.34	\$ 3,186.48		\$ 8,762.82	
291	2.02	1029-1	1	ADAMS & SECOND ST, LLC	0	\$ -	\$ -		\$ -	
291	2.02	1029-2	1	KEPHART TRUCKING	151	\$ 1,078.14	\$ 616.08		\$ 1,694.22	
291	2.01	1033-0	1	R HYER/ GARDENER ASPHALT	159	\$ 1,135.26	\$ 648.72		\$ 1,783.98	
291	1	1022-0	1	SIXTY SK CORP	52	\$ 371.28	\$ 212.16		\$ 583.44	
292	2	1034-0	1	JAMES LOMMA	886	\$ 6,326.04	\$ 3,614.88		\$ 9,940.92	
292	3	1020-0	1	TIL THE END LLC.	1	\$ 7.14	\$ 4.08		\$ 11.22	
293	1	1039-0	1	PJT TRANSPORT	105	\$ 749.70	\$ 428.40		\$ 1,178.10	
294	2, 3	1026-0	1	TULLO COMPANY LTD LLC	55	\$ 392.70	\$ 224.40		\$ 617.10	
284	13.01	1043-0	1	CSX TRANS - 52538	2,081	\$ 14,858.34	\$ 8,490.48		\$ 23,348.82	
294	11	TBP	1	HUDSON COUNTY JUNEAU BUILDING	217	\$ 1,549.38	\$ 885.36		\$ 2,434.74	See Note 4
294	13.01	1031-0	1	EDEN WOOD	2,217	\$ 15,829.38	\$ 9,045.36		\$ 24,874.74	
294	14.01	1049-0	1	TOWN OF KEARNY	53	\$ 378.42	\$ 216.24		\$ 594.66	
294	15	1016-0	1	URBAN RENEWAL CORP.	645	\$ 4,605.30	\$ 2,631.60		\$ 7,236.90	
295	3	1000-0	1	101 LINCOLN HIGHWAY LLC	18	\$ 128.52	\$ 73.44		\$ 201.96	
295	4	1002-0	1	85 LINCOLN HWY ASSOC.	111	\$ 792.54	\$ 452.88		\$ 1,245.42	
295	7	1024-0	1	CROWN ENTERPRISES INC	1,713	\$ 12,230.82	\$ 6,989.04		\$ 19,219.86	
295	11	1030-0	1	JJ DEPOT LLC	6	\$ 42.84	\$ 24.48		\$ 67.32	
295	13	1007-0	1	ROADWAY EXPRESS	780	\$ 5,569.20	\$ 3,182.40		\$ 8,751.60	
295	8	1037-0	1	ESTES EXPRESS	10,046	\$ 71,728.44	\$ 40,987.68		\$ 112,716.12	See Note 2
295	6-5	1053-0	1	RIVER TERMINAL/NORTH HACKENSACK	0	\$ -	\$ -		\$ -	
296	2	1023-0	1	SOUTH KEARNY ASSOCIATES	134	\$ 956.76	\$ 546.72		\$ 1,503.48	See Note 2
297	1	1032-0	1	BRIDGEVIEW INVESTORS	49	\$ 349.86	\$ 199.92		\$ 549.78	
298	7,7.01	1064-0	1	NEW PENN	326	\$ 2,327.64	\$ 1,330.08		\$ 3,657.72	
298	19.02	1013-0	1	DH REALTY ENTERPRISES	36	\$ 257.04	\$ 146.88		\$ 403.92	
298	14	1009-0	1	EPSTEIN, BERNARD R ETAL	749	\$ 5,347.86	\$ 3,055.92		\$ 8,403.78	
298	19.03	1040-0	1	PSE&G	131	\$ 935.34	\$ 534.48		\$ 1,469.82	
288	10	1055-0	2	RIVER TERMINAL JAP	759	\$ 5,419.26	\$ 3,096.72		\$ 8,515.98	
288	10	1055-1	2	RIVER TERMINAL CAP	4,718	\$ 33,686.52	\$ 19,249.44		\$ 52,935.96	
294	12.20	1055-2	2	HUGO NEU	2,036	\$ 14,536.11	\$ 8,306.35		\$ 22,842.46	
298	10	1056-0	2	KUEHNE CHEMICAL CO.	9,669	\$ 69,036.66	\$ 39,449.52		\$ 108,486.18	
175	1	1058-0	3	NJ SPORTS AND EXPOSITION AUTHORITY (NJ ME	239,644	\$ 1,711,058.16			\$ 1,711,058.16	See Note 1
284	21.01	1052-0	3	NJ TRANSIT MEADOWS MAINT CMLX	20,294	\$ 144,899.86	\$ 82,799.92	\$ 19,741.23	\$ 247,441.01	
284	33	1059-0	3	U S POSTAL SERVICE	5,861	\$ 41,847.54	\$ 23,912.88		\$ 65,760.42	
286	4	TBP	3	HARTZ MOUNTAIN LANDFILL	15	\$ 104.99	\$ 60.00		\$ 164.99	See Note 4
289	11	1057-0	3	SPECTRASERV INC.	19,953	\$ 142,465.93	\$ 81,409.10	\$ -	\$ 223,875.04	
290	3	1051-0	3	OJ TRUCK WASH	11,851	\$ 84,614.80	\$ 48,351.31	\$ 8,575.43	\$ 141,541.54	
294	19	1054-0	3	TALBOT HALL (CCC)	19,984	\$ 142,685.46	\$ 81,534.55	\$ -	\$ 224,220.01	
294	15	1049-0	3	HUDSON COUNTY CORRECTIONAL	104,784	\$ 748,160.90	\$ 427,520.51	\$ -	\$ 1,175,681.41	
205	18	1058-1	3	NJ SPORTS AND EXPOSITION AUTHORITY (NJ ME	40,668	\$ 290,369.52			\$ 290,369.52	See Note 1
<b>60 Accounts</b>				<b>TOTAL</b>	<b>543,268</b>	<b>\$ 3,878,936.56</b>	<b>\$ 1,072,862.21</b>	<b>\$ 28,316.65</b>	<b>\$ 4,980,115.42</b>	

	2018 BASE KMUA REVENUE REQUIREMENT	2018 PVSC REVENUE REQUIREMENT
REVENUE REQUIREMENT	\$ 3,877,967.70	\$ 1,070,683.35
ATTRIBUTABLE FLOW (HCF)	543,268	262,956
COST PER HCF	\$ 7.1382	\$ 4.0717
WHOLE RATE	\$ 7.14	\$ 4.08

2018 Rate Summary			
CLASS DESCRIPTION	2018 Base Charge	2018 PVSC Charge	2018 Total
User Class 1	\$ 7.14	\$ 4.08	\$ 11.22
User Class 2	\$ 7.14	\$ 4.08	\$ 11.22
User Class 3	\$ 7.14	\$ 4.08	\$ 11.22

- Note 1** NJSEA (formerly NJMC) not assessed PVSC fees based upon April 2004 Agreement between EnCAP and PVSC  
**Note 2** Utilized averaged water consumption data from 2009 to 2012. Estimated water consumption data from United Water were not consistent with customers historical use.  
**Note 3** KMUA did not receive private water meter reading from customer. Used Suez Water consumption data.  
**Note 4** KMUA Account number to be provided.

Prepared by Mott MacDonald, March 2018

**Kearny Municipal Utilities Authority  
Hudson County, New Jersey  
2018 User Charge Setting Report  
TABLE 3-SUMMARY OF KMUA SURCHARGE CALCULATION 2018**

DESCRIPTION	VOL	TH lbs	*BOD	EXCESS	BOD	TH lbs	SS	EXCESS	SS	TOTAL
	VOLUME	BOD	CONC	BOD	EXCESS	SS	CONC	SS	EXCESS	BOD/SS
	(MG)	(TH #)	(mg/L)	(TH #)	CHARGE	(TH #)	(mg/L)	(TH #)	CHARGE	SURCHARGE
<b>TOWN OF KEARNY TOTAL</b>	<b>2,801.98</b>	<b>3,734.56</b>	<b>159.81</b>	<b>N/A</b>	<b>N/A</b>	<b>3,288.14</b>	<b>140.71</b>	<b>N/A</b>	<b>N/A</b>	<b>N/A</b>
<b>MONITORED INDUSTRIES KMUA</b>										
HARTZ MOUNTAIN LANDFILL	0.011	0.001	10.90	0.00	\$ -	0.001	10.90	0.00	\$ -	\$ -
HUDSON CO CORR FAC (HUDSON COUNTY JAIL)	78.38	98.86	151.22	0.00	\$ -	90.80	138.90	0.00	\$ -	\$ -
NJ TRANSIT MEADOWS MAINTENANCE COMPLEX	15.18	60.16	475.15	39.92	\$ 16,761.34	24.32	192.09	6.51	\$ 2,979.89	\$ 19,741.23
OJ FOOD GRADE TANK TRUCK WASH, INC.	8.87	30.99	419.13	19.17	\$ 8,049.14	11.55	156.25	1.15	\$ 526.29	\$ 8,575.43
SPECTRASERV, INC.	14.93	14.36	115.39	0.00	\$ -	11.38	91.45	0.00	\$ -	\$ -
TALBOT HALL (COMMUNITY EDUCATION CORPORATION)	14.95	18.85	151.23	0.00	\$ -	17.32	138.90	0.00	\$ -	\$ -
KEUHNE CHEMICAL	7.39	1.32	21.42	0.00	\$ -	0.74	11.92	0.00	\$ -	\$ -
<b>TOTAL SURCHARGES</b>					<b>\$ 24,810.48</b>				<b>\$ 3,506.18</b>	<b>\$ 28,316.65</b>
						<b>TOTAL 2018 TOWN OF KEARNY CHARGE TO KMUA</b>				<b>\$ 1,099,000.00</b>
						<b>REMAINDER FEES TO BE RECOVERED THROUGH FLOW CHARGES</b>				<b>\$ 1,070,683.35</b>

2018 PVSC USER CHARGE PER MG \$ 493.0191  
2018 PVSC USER CHARGE FOR BOD/ 1000# \$ 419.8277  
2018 PVSC USER CHARGE FOR SS/ 1000# \$ 458.0899

\* BOD CONC DETERMINED BY: 
$$\frac{\text{Thousand \#s BOD} \times 1000 \#}{Q \times 8.34} = \text{BOD (mg/L)}$$

\* SS CONC DETERMINED BY: 
$$\frac{\text{Thousand \#s SS} \times 1000 \#}{Q \times 8.34} = \text{SS (mg/L)}$$

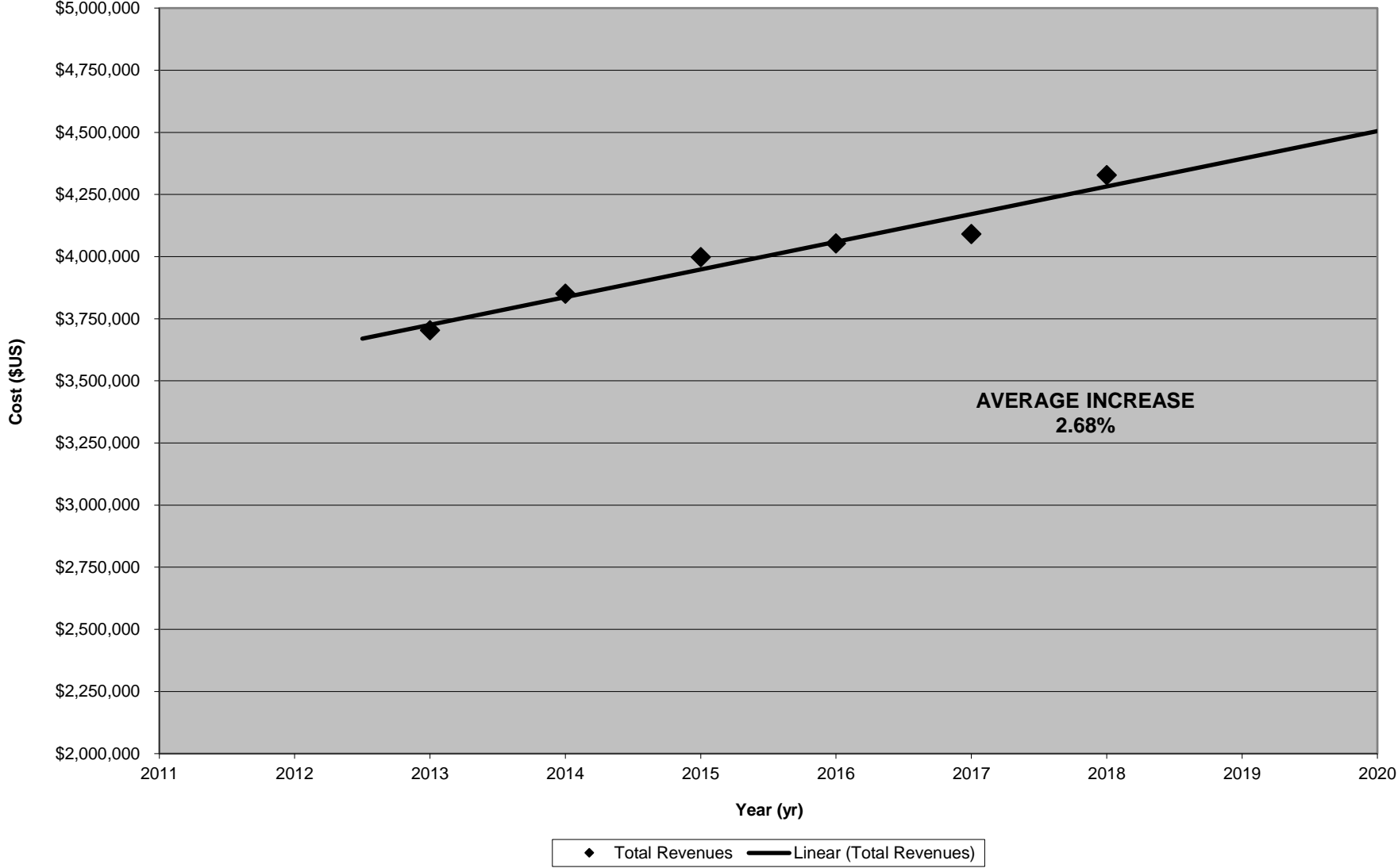
Note 1 NJMC not assessed PVSC fees based upon April 2004 Agreement between EnCAP and PVSC

Note 2 The Town of Kearny charges KMUA a fix amount of \$860,000.

Note 3 Surcharge rate is based on the PVSC invoice

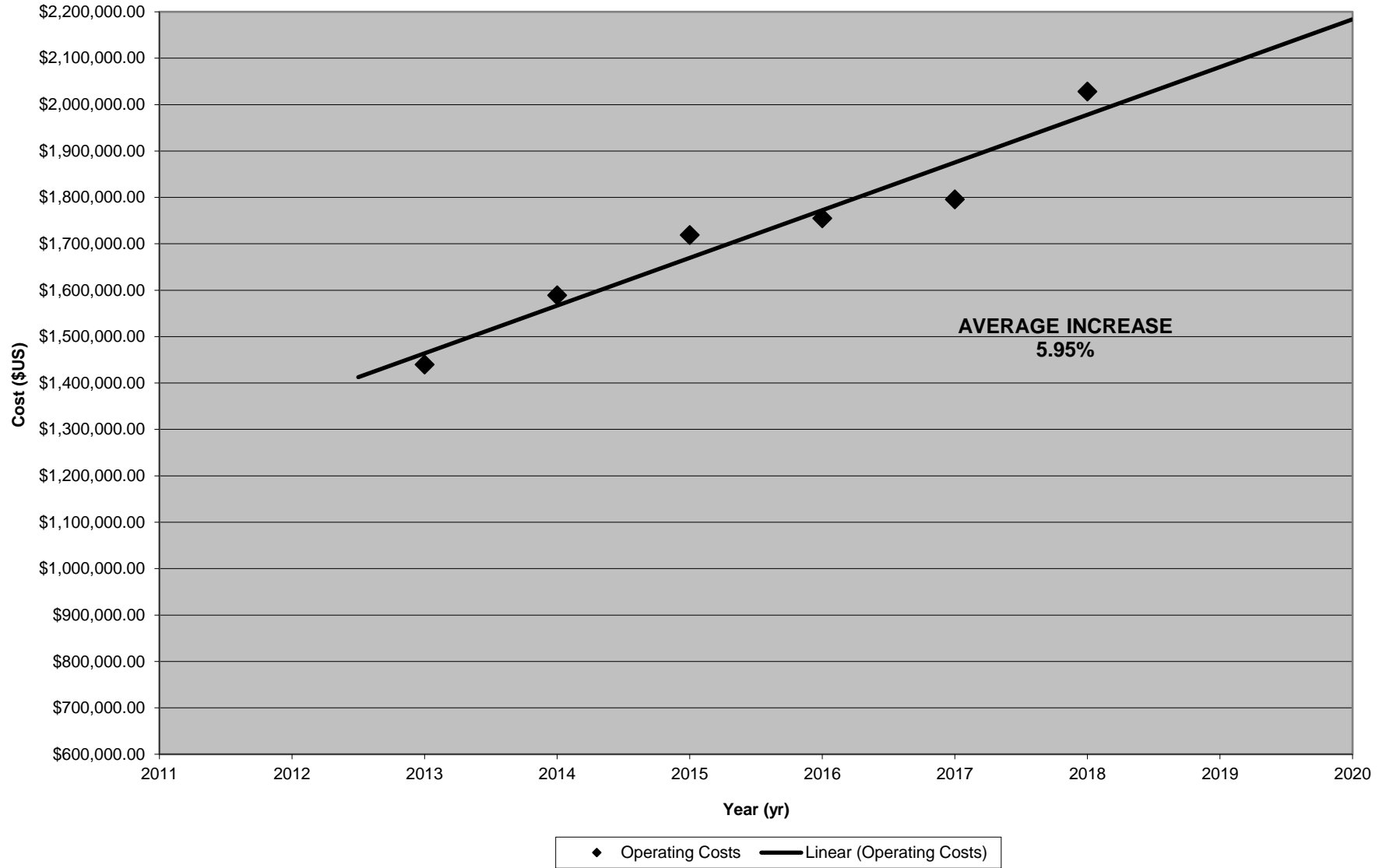
Prepared by Mott MacDonald, March 2018

**KEARNY MUA REVENUE TREND 2013-2020**  
**CHART 1 - TOTAL REVENUE**

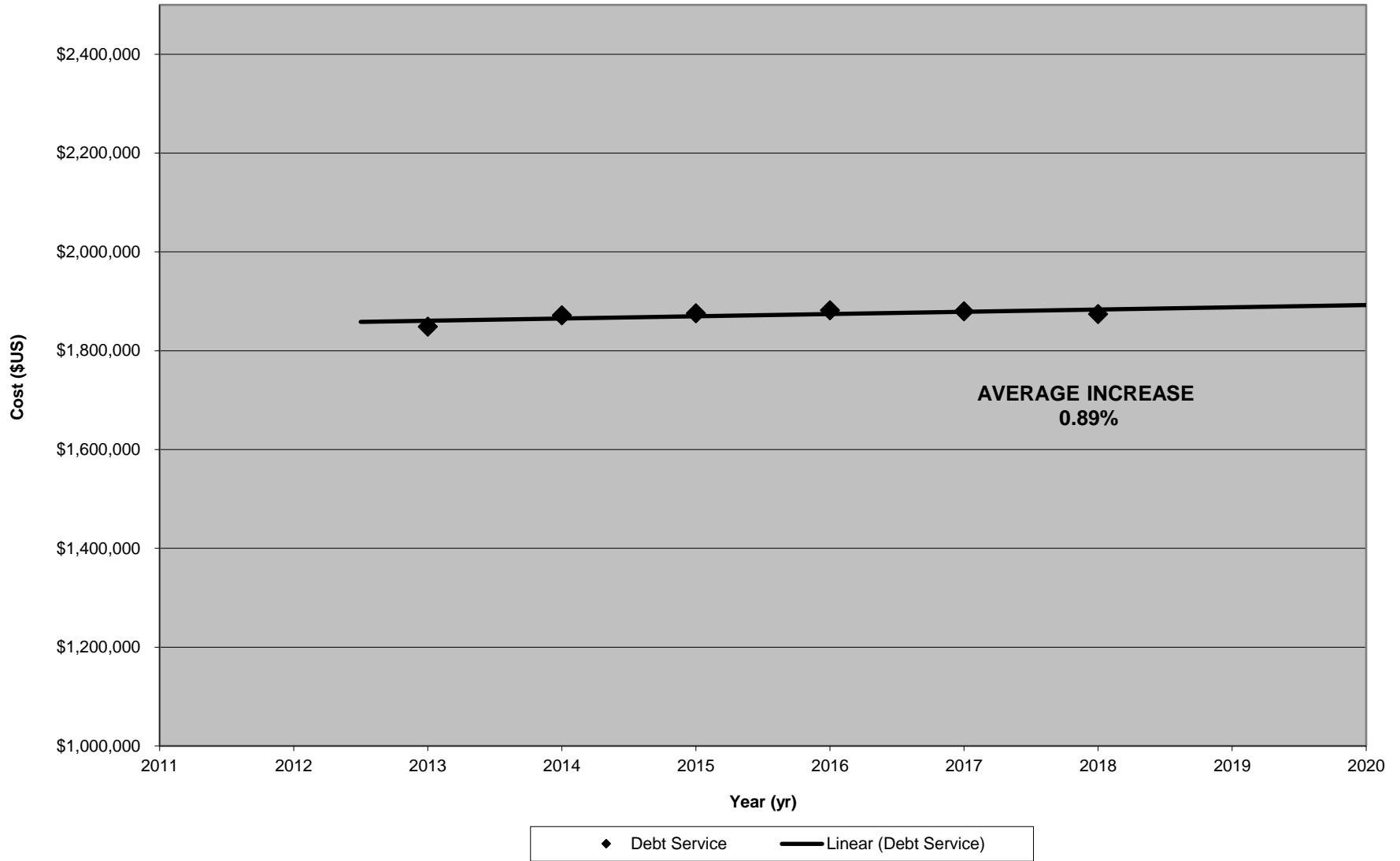




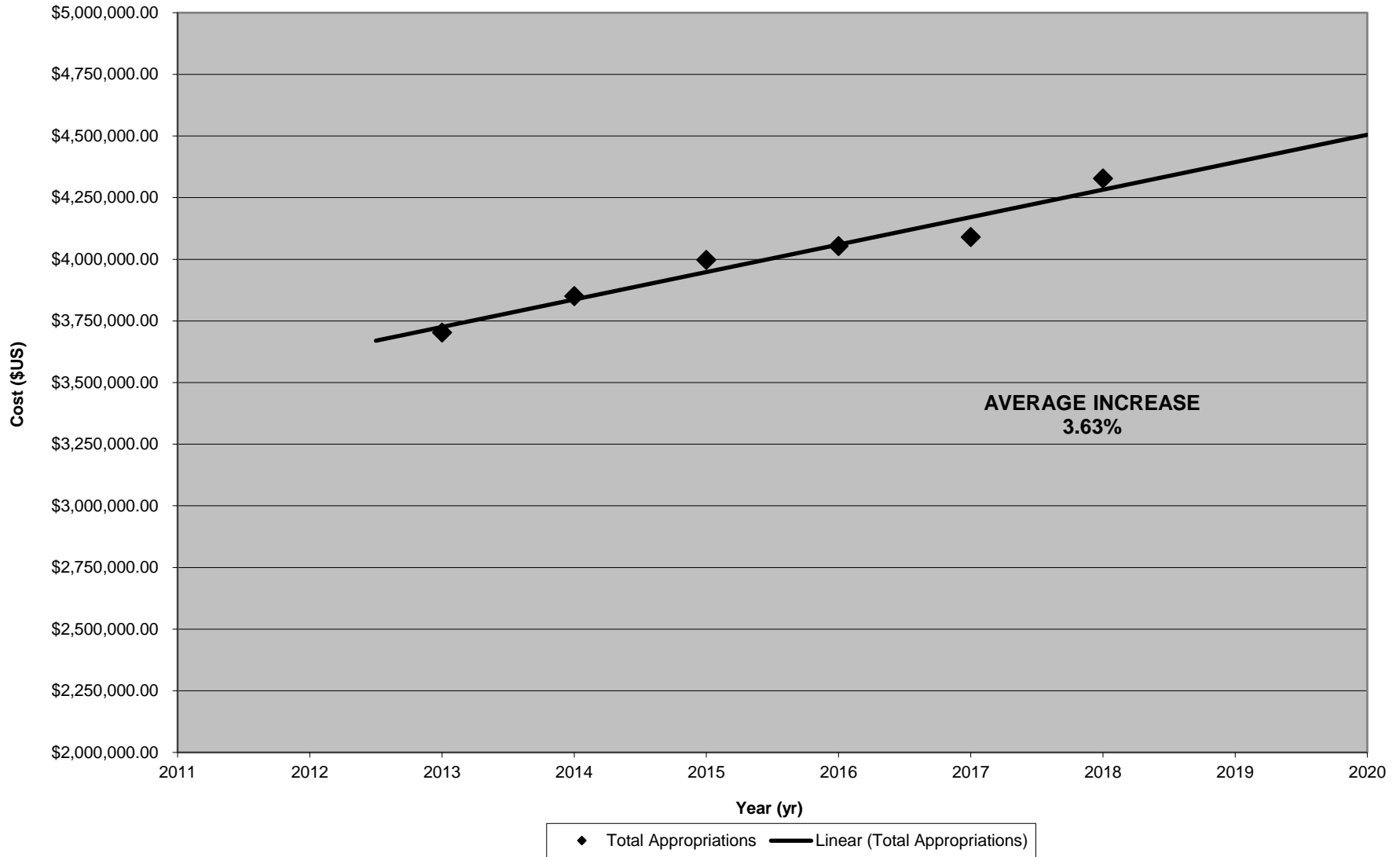
**KEARNY MUA APPROPRIATIONS TRENDS 2013-2020**  
**CHART 2 - TOTAL OPERATING COST**



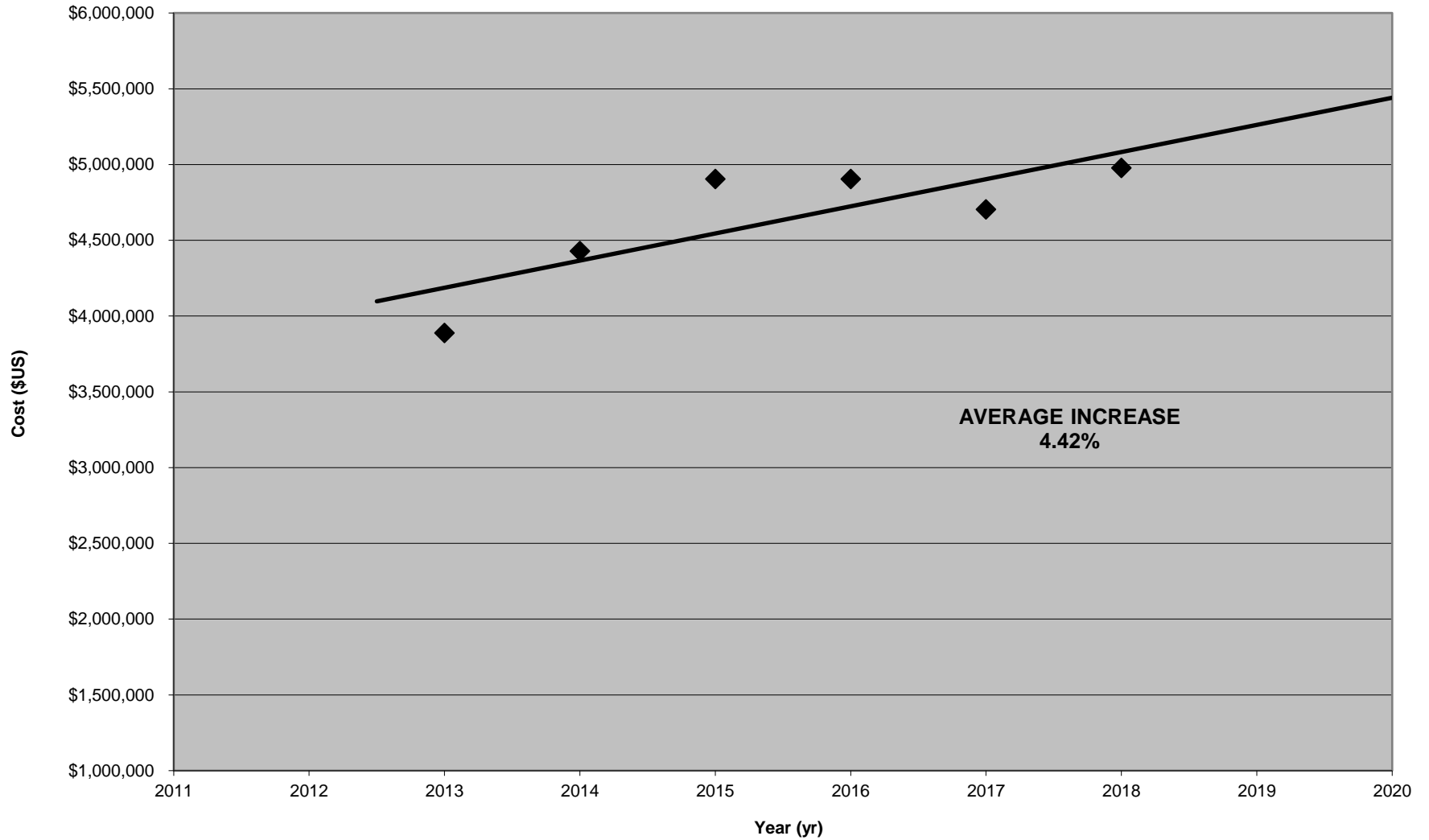
KEARNY MUA APPROPRIATIONS TRENDS 2013-2020  
CHART 3 - TOTAL DEBT SERVICE



**KEARNY MUA APPROPRIATIONS TRENDS 2013-2020**  
**CHART 4 - TOTAL APPROPRIATION COST**



**KEARNY MUA APPROPRIATIONS TRENDS 2013-2020  
CHART 5-TOTAL REVENUE REQUIREMENT**



◆ Total Revenue Requirements      — Linear (Total Revenue Requirements)

